

FACT SHEET - Q3 '23

We feed a **better tomorrow** with relevant value propositions for each of our consumers and clients in the **Andean Region**, transforming markets with our **leading brands**, ability to **innovate**, **efficient management** and the talent of **our people**.

BUSINESS UNITS

- ✓ **Consumer Goods**
Food, home and personal care high quality products
- ✓ **B2B**
Products for bakery, food service and other businesses
- ✓ **Aquafeed**
Nutritional solutions for shrimp and salmon
- ✓ **Crushing**
Soybean and sunflower crushing business

STRATEGIC FRAMEWORK

- ✓ **Differentiated** products, brands and services with **strong consumer knowledge**
- ✓ **Excellence in productivity:** constant portfolio and efficiencies management
- ✓ Strong market penetration through a **flexible supply chain**

MAIN BRANDS

							Rank ¹
Edible oils							#1
Pastas							#1
Sauces							#1
Laundry care							#1
Cookies							#2
Personal care							#3
Others							



¹Based on Kantar World Panel, Nielsen, Lock Asociados and internal estimates for Consumer Goods Peru

Common stock information:

Ticker	ALICORC1
Total shares	847,191,731
Outstanding shares	762,472,558
Treasury shares	84,719,173
LTM range (PEN) ¹	5.66 – 7.20
LTM ADTV (PEN) ¹	2.71MM

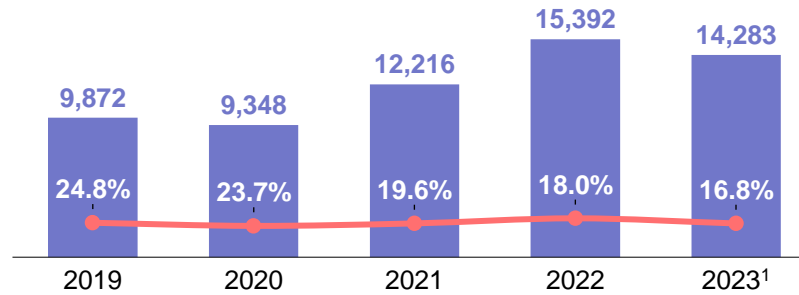
ESG highlights:



- S&P/BVL Peru General ESG Index
Part of the index for the **second consecutive year**
- *Ollas que Desarrollan* program
Aimed at **supporting soup kitchens** in communities of great need
- Sustainable Palm program
Aimed at developing a **sustainable 100% certified local supply chain** in Peru by 2030

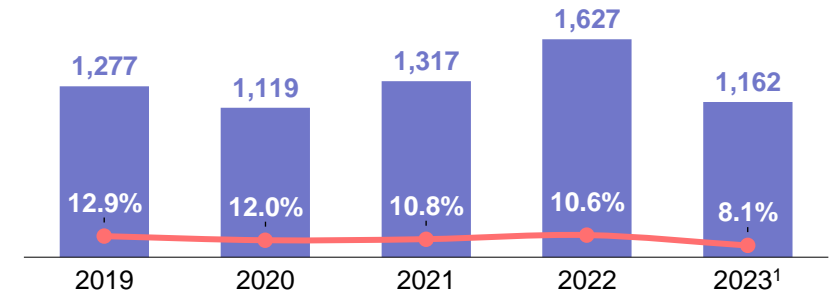
REVENUE & GROSS MARGIN

PEN million

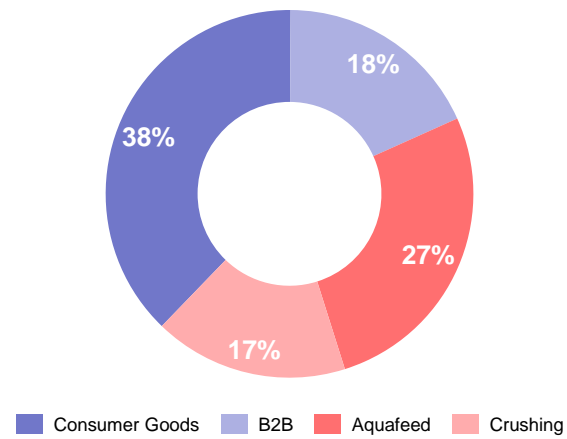


EBITDA & EBITDA MARGIN

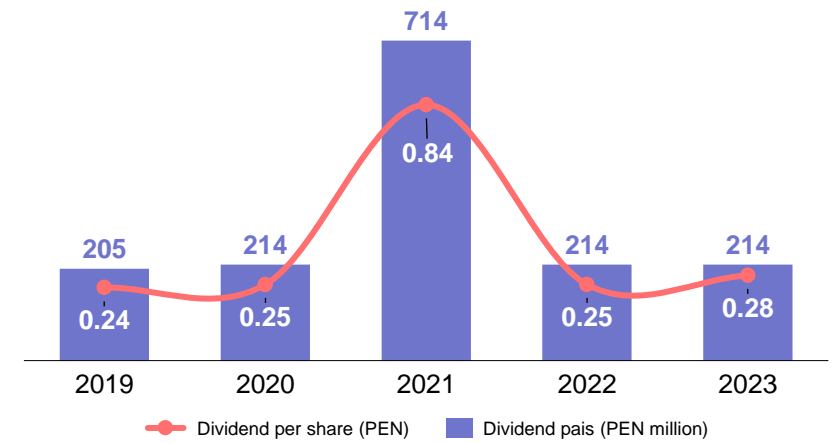
PEN million



REVENUE BREAKDOWN¹



DIVIDEND YIELD



¹LTM as of September 2023