



alicorp

CORPORATE PRESENTATION

April 2026

KEY HIGHLIGHTS



Company overview

Leading consumer goods company focused on the Andean Region with over 60 years of experience



Corporate strategy

Leading position in the market, driven by our corporate strategy and our relevant value proposition



Our business units

Successful business model diversified across four differentiated units and countries



Solid liquidity and strong balance sheet

Solid financial performance driven by our shareholder value creation mindset



Innovation and development

Top-of-mind portfolio and leading brands with a proven track record of successful innovation initiatives

1

COMPANY OVERVIEW



BUSINESS UNITS

CONSUMER GOODS PERU

Emblematic brands in our food, home and personal care platforms

- Multi-tier strategy & diversified portfolio
- High quality products
- Solid distribution chain

B2B

Bakery, food service, cleaning products and other industries sectors

- Customer-centric approach
- Market leadership in core categories
- Growth strategy driven by transformation

INTERNATIONAL BUSINESS

Primarily food and home care products, strengthening our presence in the Andean Region

- Consumer Goods Bolivia
- Consumer Goods Ecuador
- Other Geographies

AQUAFEED

Nutritional solutions for shrimp and salmon

- Integral value proposition
- Nutritional quality
- Advice and technology for our clients

+150 Brands

+6,000 Employees

+30 Production plants

+20 Countries

- Parent establishment
- Direct presence (production)
- Main exports



Leading regional player with a successful business model diversified across product categories and countries

TOP-OF-MIND PORTFOLIO AND LEADING BRANDS WITH A PROVEN TRACK RECORD OF SUCCESSFUL MARKET RECEPTION

CONSUMER GOODS PERU

Detergents	
Pastas	
Edible oils	
Cookies	
Laundry soaps	
Sauces	
Personal care	

INTERNATIONAL BUSINESS

Edible oils	
Laundry	
Shortenings	
Margarines	
Laundry	
Foods	
Dishwashers	

ALICORP SOLUCIONES - B2B

Flours	
Shortenings	
Edible oils	
Sauces	
Industrial margarines	
Detergents	

VITAPRO

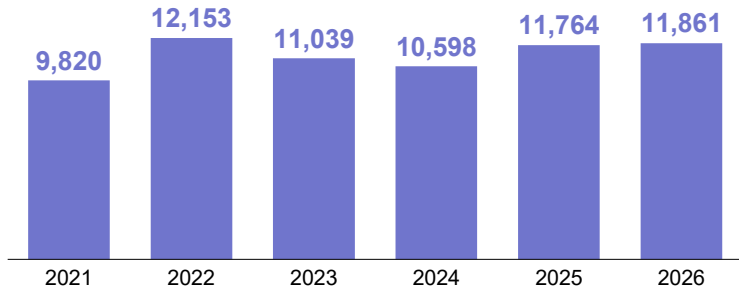
Shrimp	
Fish	
Fish	

Solid financial performance supported by our diversified portfolio and strategic execution

REVENUE

PEN million

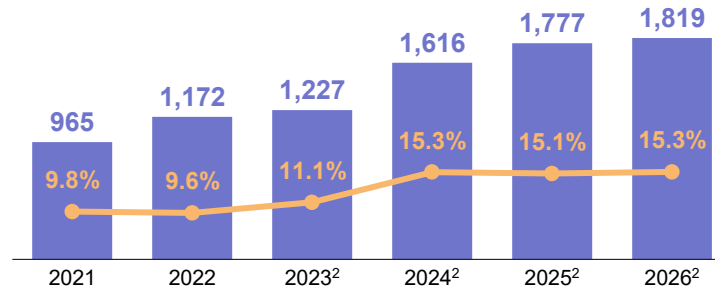
CAGR₂₁₋₂₆ +3.8%



EBITDA & EBITDA MARGIN

PEN million

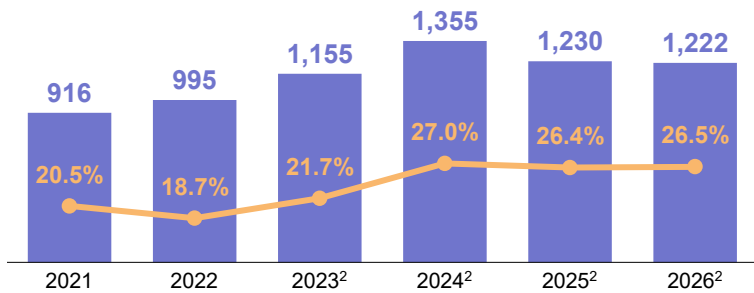
CAGR₂₁₋₂₆ +13.5%



GROSS PROFIT PER MT & GROSS MARGIN

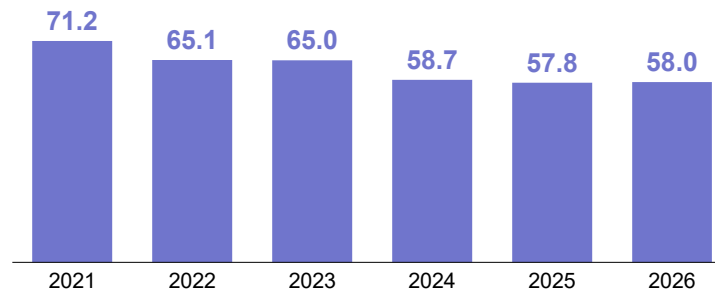
PEN

CAGR₂₁₋₂₆ +5.9%



SG&A/GROSS PROFIT

%



(1) Figures as of March 2026
 (2) Adjusted figures, excludes non-recurring impacts (one-offs)

2 CORPORATE STRATEGY



Alicorp's strategic framework

WINNING ASPIRATION

We feed a better tomorrow with relevant value propositions for each of our consumers and clients in the **Andean Region**, transforming markets with our **leading brands**, ability to **innovate**, **efficient management** and the talent of **our people**.

HOW TO WIN?



Management of relevant, distinctive, and memorable brands through deep consumer insights, a focus on core brands, and the traditional channel



A **powerful go-to-market strategy**, leveraging superior customer reach and a deep understanding of both the customer and the shopper



Efficient and flexible supply chain management



Strategic discipline through active portfolio management and an efficient resources allocation

WHERE TO PLAY?



We continue to progress in our journey towards a more sustainable company through our four pillars

Wellbeing and inclusion
for our people and
consumers



**OLLAS que
DESARROLLAN**

Community development
with a focus on creating
shared value with
customers and suppliers



insuma
PROGRAMA
**PALMA
SOSIENIBLE**

Environmental care
through operational eco-
efficiency and sustainable
packaging



Climate Action Report

Structural factors that
integrate sustainability and
facilitate the monitoring of
impacts and progress



Annual Report

Key indicators for 2024:

- **S&P Sustainability Yearbook**
✓ Among top 20 in our industry globally
- **Organizational Health Index (OHI)**
✓ Top global decile
- **Employees' training hours**
✓ +50,000
- **Carbon footprint**
✓ 14% reduction
- **Water footprint**
✓ 15% reduction

Key programs and initiatives

Highly experienced management supported by a leading shareholder group in Peru

OUTSTANDING MANAGEMENT TEAM COMBINES PROVEN TRACK RECORD OF ORGANIC AND INORGANIC GROWTH STRATEGIES AND VAST SECTOR EXPERIENCE



GONZALO URIBE
Chief Executive Officer



LUIS BANCHERO
VP – Finance & Strategy



ALVARO ROJAS
VP – Marketing Consumer Goods Peru



ALDO HIDALGO
VP – Commercial Consumer Goods Peru



LUIS ESTRADA
VP – Alicorp Soluciones (B2B) & Commodity Management



FRANCISCO GUERRERO
Country Manager – Ecuador



PAOLA RUCHMAN
VP – Human Resources



MAGDALENA MORALES
VP – Corporate Affairs



CARLOS SEMINARIO
VP – Supply Chain



FABRICIO VARGAS
General Manager – Vitapro



JAIME PAREDES
MD – Technology and Transformation

HIGHLY AWARDED TEAM:



3

OUR BUSINESS UNITS

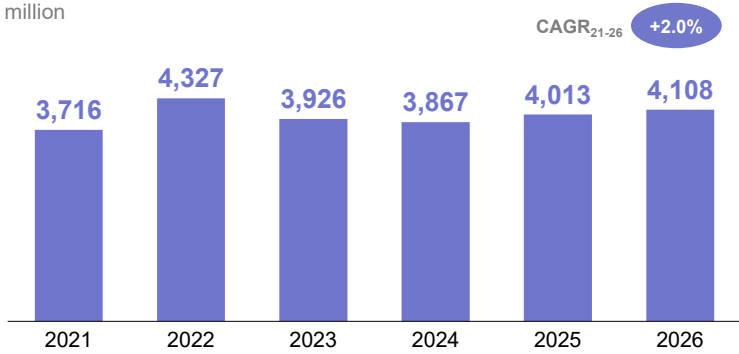


OUR BUSINESS UNITS¹

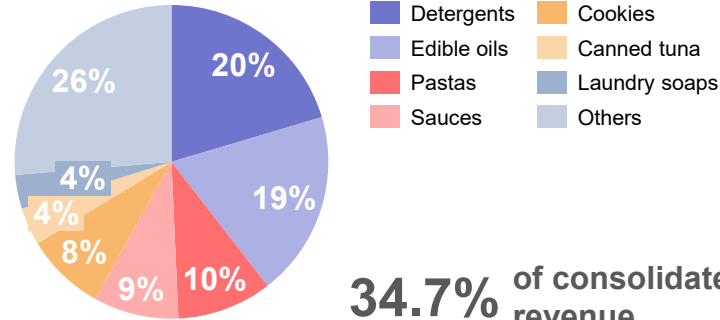
Consumer Goods Peru: Food, home and personal care products commercialized through a multi-tier, multi-channel strategy, supporting a leading market position and leveraging our main production facility

REVENUE

PEN million



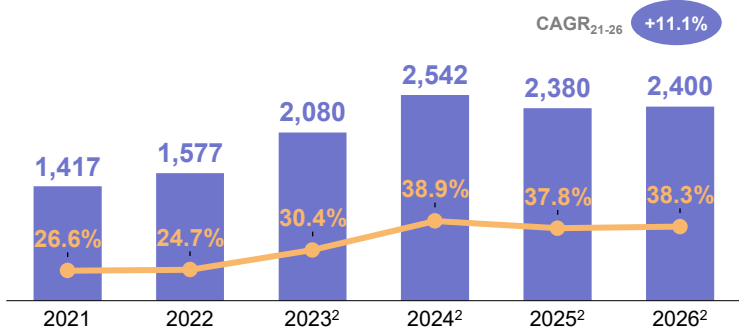
REVENUE BREAKDOWN BY CATEGORY



34.7% of consolidated revenue

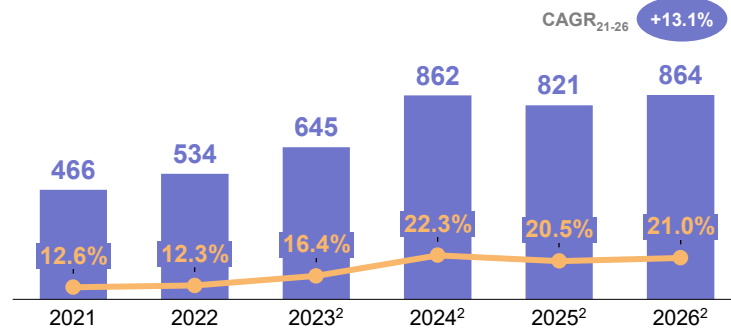
GROSS PROFIT PER MT & GROSS MARGIN

PEN



EBITDA & EBITDA MARGIN

PEN million



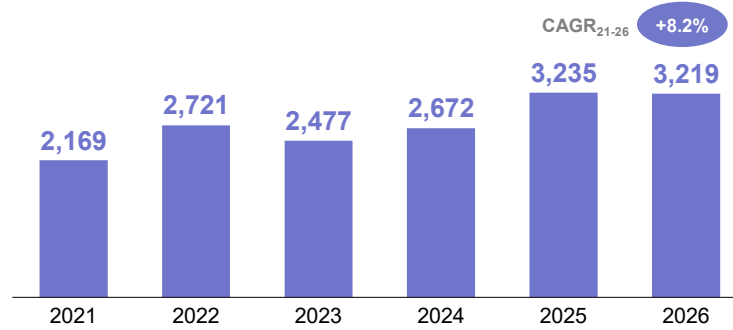
(1) Figures as of March 2026
 (2) Adjusted figures, excludes non-recurring impacts (one-offs)

OUR BUSINESS UNITS¹

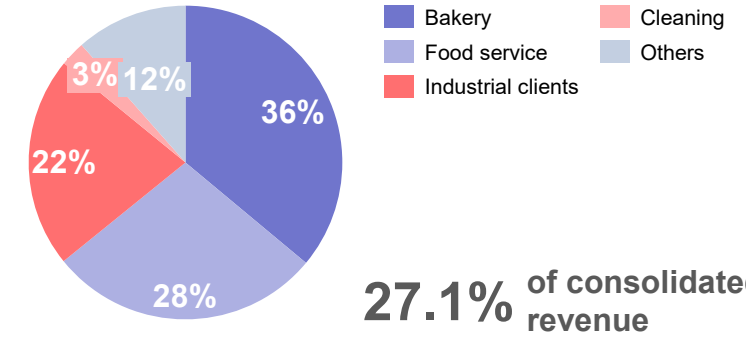
Alicorp Soluciones – B2B: Leading platform serving bakery, food service, industrial and cleaning clients with differentiated products and digital capabilities



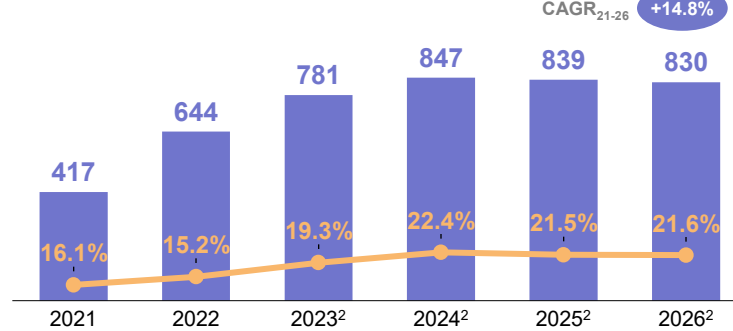
REVENUE
PEN million



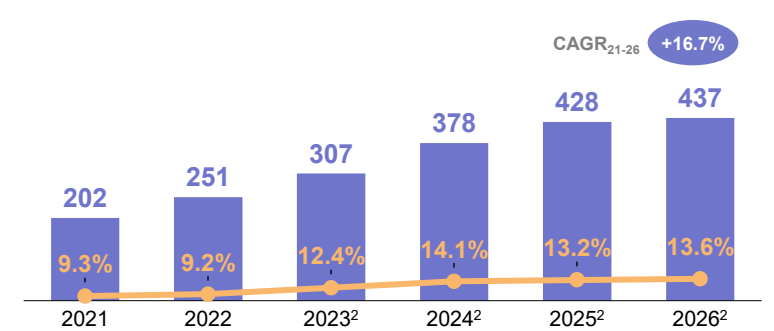
REVENUE BREAKDOWN BY PLATFORM



GROSS PROFIT PER MT & GROSS MARGIN
PEN



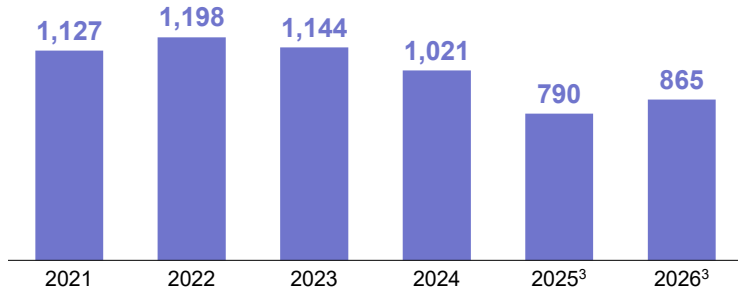
EBITDA & EBITDA MARGIN
PEN million



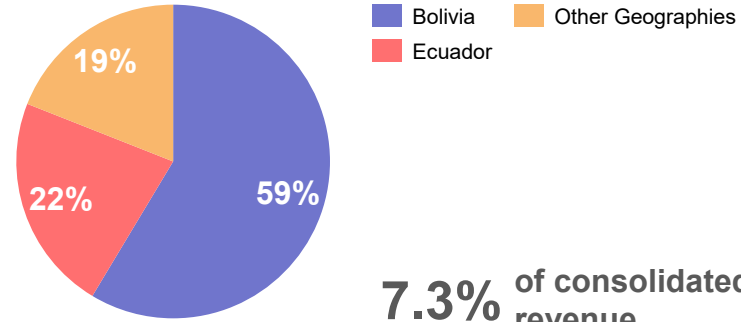
(1) Figures as of March 2026
(2) Adjusted figures, excludes non-recurring impacts (one-offs)

International Businesses: Andean regional platform supported by manufacturing operations in Bolivia and Ecuador and complemented by exports to other markets

REVENUE
PEN million

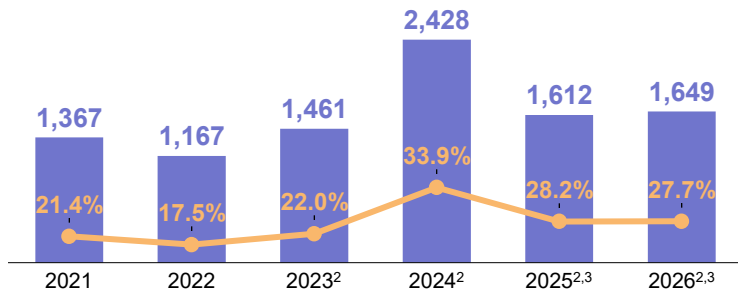


REVENUE BREAKDOWN BY GEOGRAPHY

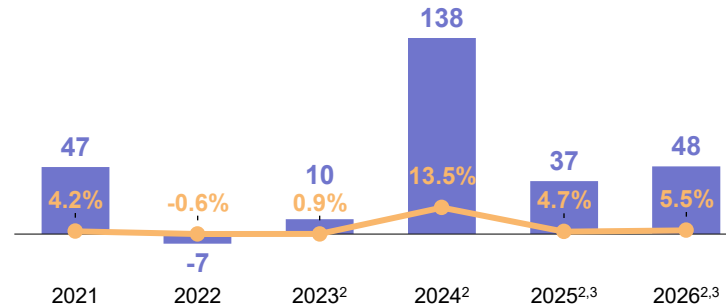


7.3% of consolidated revenue

GROSS PROFIT PER MT & GROSS MARGIN
PEN



EBITDA & EBITDA MARGIN
PEN million



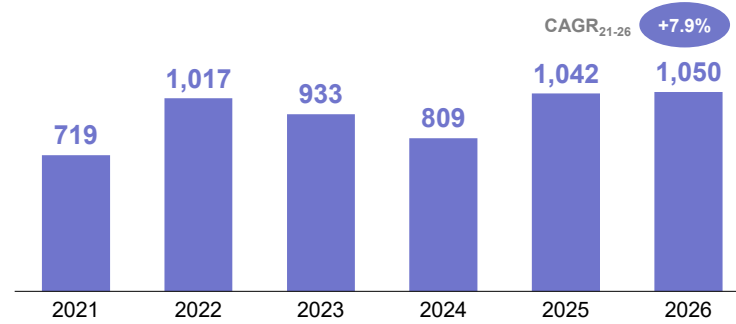
(1) Figures as of March 2026
 (2) Adjusted figures, excludes non-recurring impacts (one-offs)
 (3) 2025 figures updated with estimated market exchange rate for Bolivia, according to the implementation of the amendments to IAS 21

OUR BUSINESS UNITS¹

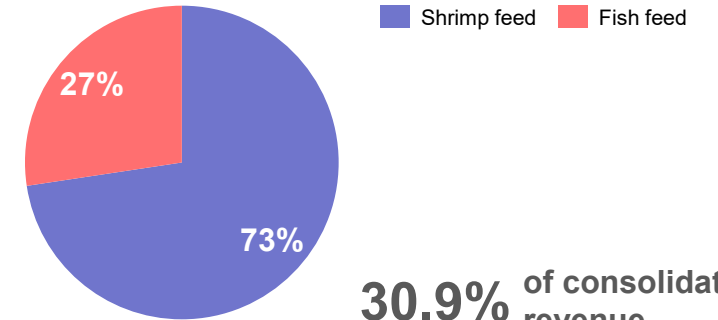
Vitapro: Leading aquafeed platform focused on shrimp feed in Ecuador and salmon feed in Chile, serving key export industries across the region



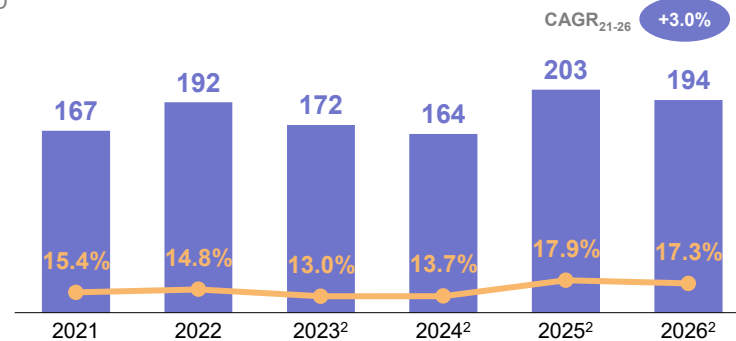
REVENUE
USD million



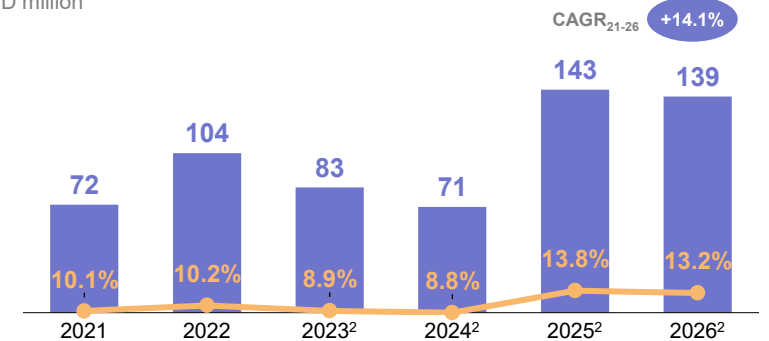
REVENUE BREAKDOWN BY BUSINESS



GROSS PROFIT PER MT & GROSS MARGIN
USD



EBITDA & EBITDA MARGIN
USD million



(1) Figures as of March 2026
(2) Adjusted figures, excludes non-recurring impacts (one-offs)

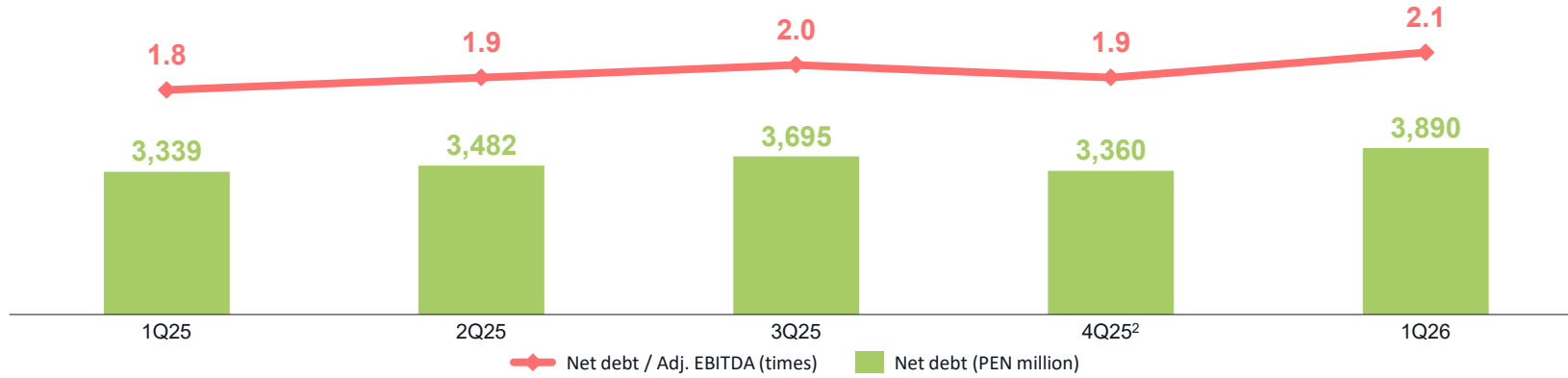
4

LIQUIDITY AND BALANCE SHEET



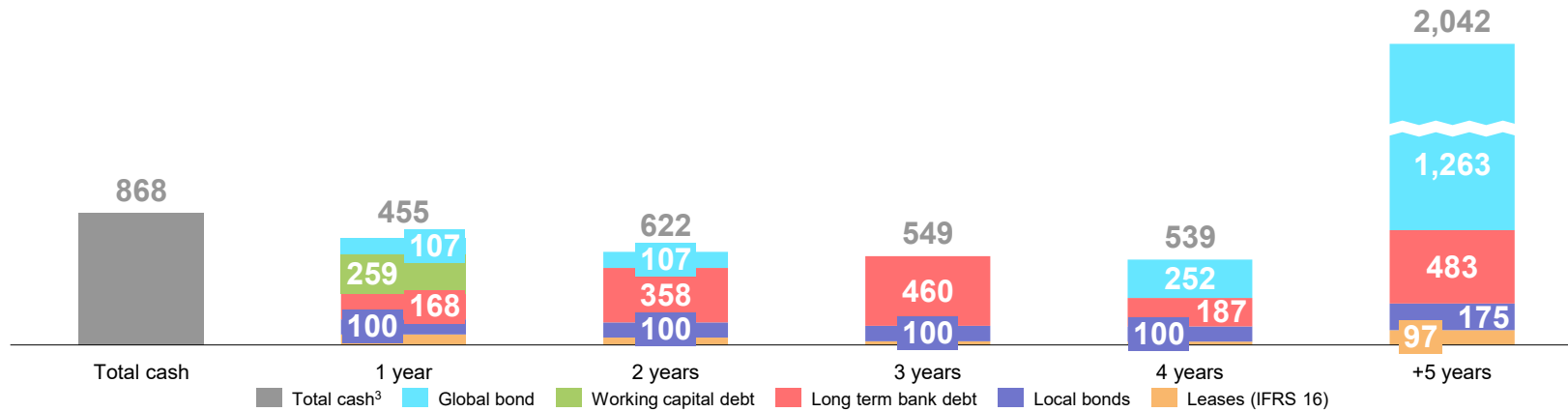
Stable leverage supported by sustained EBITDA growth and strong cash flow generation

INDEBTEDNESS EVOLUTION¹



MATURITY PROFILE AS OF MARCH 2026

PEN million



DEBT COVERAGE^{4,5}

1.8x over next 12 months
1.0x over next 24 months



ACCESS TO FUNDING

PEN 419 million of available committed credit lines
PEN 6.5 billion of available uncommitted credit lines

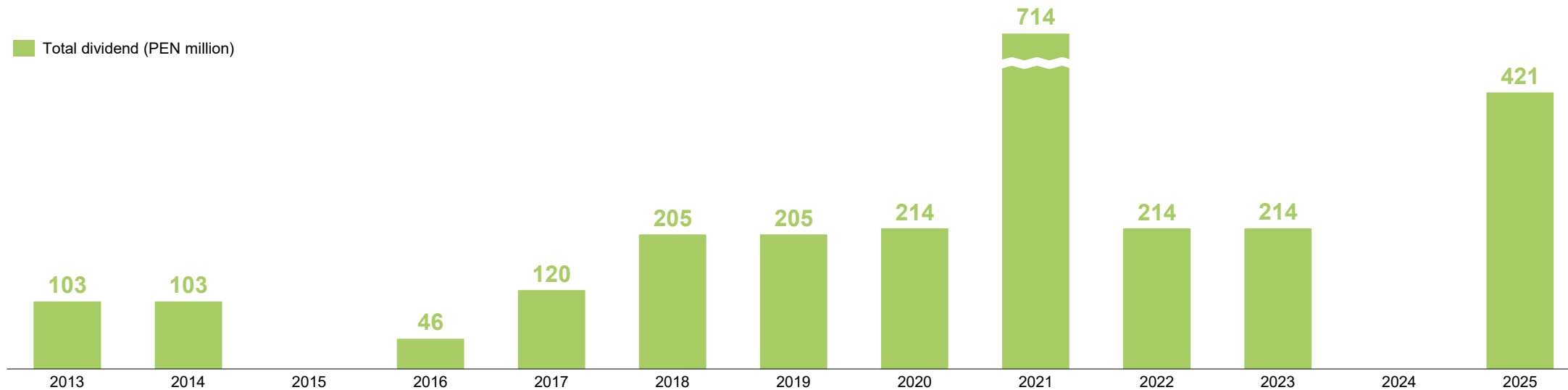


CREDIT RATING UPDATE

S&P **BBB-** Stable
Fitch **BBB** Stable
Apoyo (Fitch) **AAA** (pe) Stable
Moody's Local **AAA** (pe) Stable
Moody's BOL **AA** Stable

(1) Only debt principal less cash and cash equivalents
(2) 4Q25 figures are adjusted to Bolivia's fair market exchange rate
(3) Principal only
(4) Includes committed credit lines. Excluding these lines, the ratios would be 1.2x over the next 12 months and 0.7x over the next 24 months

LIQUIDITY AND BALANCE SHEET
Dividend payment evolution



Dividend per share (S/)	0.12	0.12	-	0.05	0.14	0.24	0.24	0.25	0.84	0.25	0.28	-	0.73
Dividend yield ¹	1.3%	1.7%	-	0.7%	1.3%	2.4%	2.6%	3.5%	13.8%	3.7%	4.4%	-	6.8%
Payout ratio ²	34%	829%	-	15%	26%	45%	43%	65%	177%	39%	102%	-	64%

(1) Dividend yield is calculated for common stocks (ALICORC1) based on the stock price as of year-end
 (2) Considering Net Income from Continuing Operations

5

INNOVATION AND DEVELOPMENT



CAREFUL CAPITAL ALLOCATION ADDRESSING THE NEED OF OUR CLIENTS AND CONSUMERS



The first line of hair care products specially designed for Peruvian women

- ✓ Wide product portfolio, specifically designed for the local consumer
- ✓ Positioned as the fifth most relevant brand in the category in less than a year since its launch (late 2022)
- ✓ Now, third brand in the modern channel with a ~6-7% of market share

← ~65 business partners selling their products through our platform →



diadia

Accelerate growth of mom & pops through digitalization and product assortment

- ✓ 67K purchasing customers
- ✓ Digital independence 24%



insuma

Digital ecosystem to better serve our B2B clients, specially from our Bakery and Food Service platforms

- ✓ 19K purchasing customers
- ✓ Digital independence 22%
- ✓ 24-hour direct delivery service & 800 products in the portfolio

A large, multi-story glass-fronted office building at night, illuminated from within. The building is decorated with colorful Christmas lights. The Alicorp logo is prominently displayed on the facade.

alicorp

CORPORATE PRESENTATION

April 2026